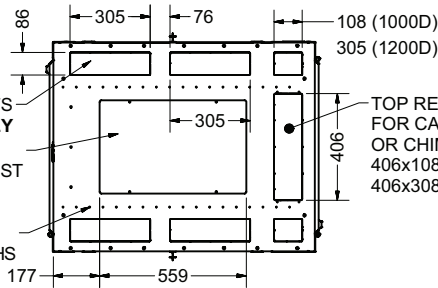


DETAIL B

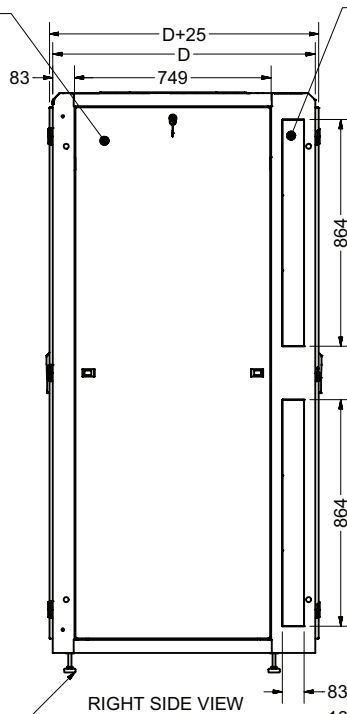
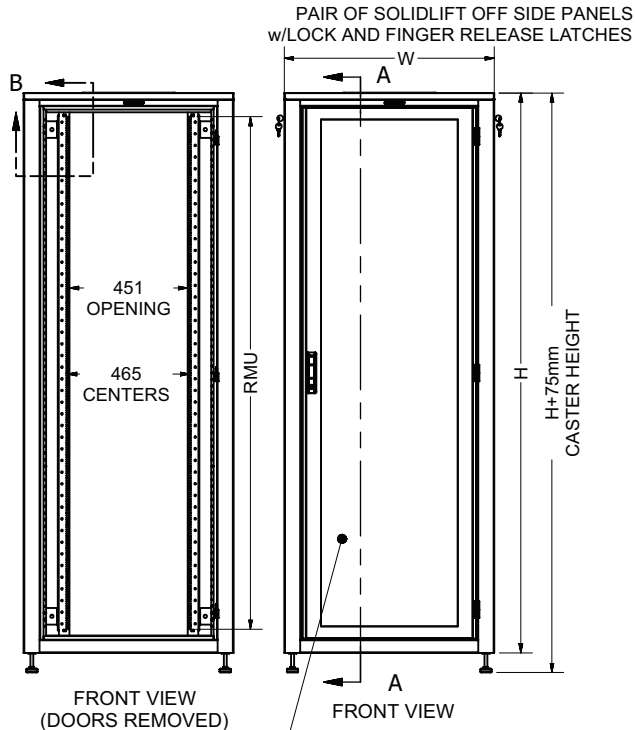
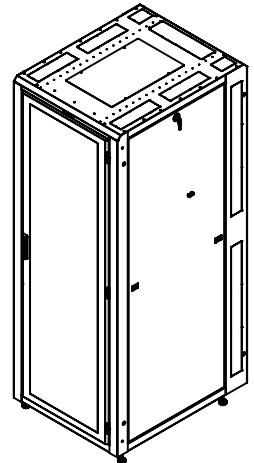
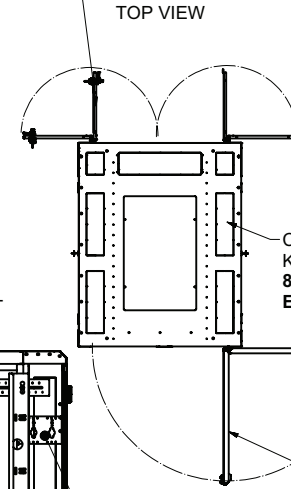
INDEPENDENT MOUNTING LOCATIONS FOR LADDER RACK BRACKETS OR TOP MOUNTED CABLE TROUGHS

CABLE ACCESS KNOCK OUTS
800 mm W ENCLOSURES ONLY
TOP PANEL OPENING
SOLID, VENTED, OR WITH EXHAUST FANS UP TO 935 CMHr

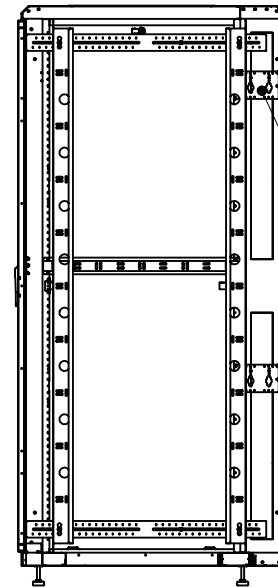


OPTIONAL SPLIT FAN DOORS
SHOWN FOR REFERENCE
180° DOOR SWING

TOP REAR KNOCKOUT
FOR CABLE ACCESS
OR CHIMNEY EXHAUST
406x108mm (1000D)
406x308mm (1200D)



REAR CABLE PASS THRU
CABINET TO CABINET
w/OPTIONAL BRUSH GROMET



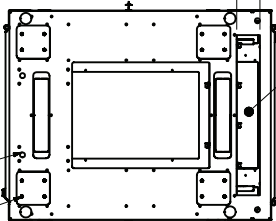
SPECIFICATIONS:

- RACK SPACES:** 19" EIA 310-E COMPLIANT- SEE CHART
- WEIGHT CAPACITY:** 907kg ON LEVELERS OR BOLTED TO FLOOR; 816kg ON CASTERS
- COLOR:** DURABLE TEXTURED BLACK POWDER COATING
- CERTIFICATIONS:** UL 60950-1 STANDARD FOR I.T. & COMMUNICATIONS EQUIPMENT.
- CONSTRUCTION:** 2 PAIR MOUNTING RAILS 2.5mm THK. C.R.S. FULLY WELDED FRAME 2mm & 2.5mm THK. CRS DOORS, SIDE PANELS, TOP PANEL, 1.5mm THK
- HARDWARE:** PACKAGE OF QTY-50; M6 SCREWS AND CAGE NUTS, INCLUDED

MESH CONTOUR DOORS
FRONT AND REAR w/EASY
LATCH LOCKING HANDLES
LIFT OFF & FIELD REVERSIBLE

OPTIONAL LEVELING GLIDES
M12 THREADED HOLES

Ø19 FLOOR MOUNTING HOLE
OPTIONAL CASTER MOUNTING LOCATIONS



BOTTOM VIEW

PART NUMBER	WIDTH	DEPTH [mm]	RMU - TOTAL
GL44ES-80120	800	1200	44 RMU
GL44ES-60120	600	1200	44 RMU
GL44ES-80100	800	1000	44 RMU
GL44ES-60100	600	1000	44 RMU